



WESSEX INTUMESCENT SUPPLIES LTD

Unit 22, Regent Trade Park, Barwell Lane, Gosport, Hants. PO13 0EQ

Fire, Draught, Weather & Acoustic Seals
Conservatory Roof Glazing Systems

Tel: 01329 221111 Fax: 01329 221122

Email: sales@wis-ltd.com

Website: www.wis-ltd.com

DOOR BOTTOM BRUSH STRIPS

DESCRIPTION

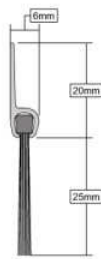

Straight carrier in various finishes, white or brown PVC, aluminium or gold anodised finish, incorporating a black nylon brush strip for use on all types of doors.

The strips are supplied with pre-punched slots and zinc plated pan head fixings.

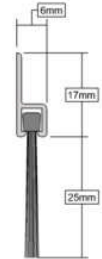
BENEFITS

- Long trim brush strip to seal both large and small gaps.
- Uneven surfaces sealed by independent movement of brush filaments.
- Extremely durable and hardwearing nylon filaments for extreme climate conditions
- Perfect fit assured with pre-slotted carrier for vertical adjustment
- Attractive and durable pvc, aluminium or gold anodised carrier
- Effective cold smoke seal
- Simple retrofit

PVC BRUSH STRIP



ALUMINIUM BRUSH STRIP



AVAILABILITY

914mm lengths in White or Brown PVC, Aluminium or Gold anodised finish

2100mm lengths in Aluminium or Gold anodised finish

INSTALLATION

Measure length required. Slide brush strip out of carrier. Cut carrier and brush strip separately using a fine tooth saw and pincers respectively, thus fully closing the brush strip end. Slide brush strip back into carrier and lightly crimp each end of carrier to secure. Remove all sharp edges.

Close door and position seal with filament touching floor but barely flexed, screw home through pre-punched slots. The seal should not exceed the width of the door leaf.

If the brush is slightly loose in the carrier, slide the brush out of the carrier (50-75mm); lightly bend brush and tap/push back into the carrier.

MAINTENANCE

No maintenance required other than periodic cleaning with a damp cloth or detergent. Brushstrip products can not be overpainted.

STORAGE

Products should be stored in dry conditions taking care not to crush or damage the flexible seals.

HEALTH AND SAFETY

The product does not present any known health hazards during or after installation.

Normal good industrial and personal hygiene practises should be observed.