



ISO 9001 Approved Company

CONCERTINA/FOLDING SHUTTER DOOR KITS

Individually assembled Kits designed to seal most makes of Concertina/Folding Shutter doors. Each kit contains pre-cut and punched lengths of _____ No. 3 section and specially formed Nose Pieces suitable for sealing the top and bottom of Concertina/Folding Shutter doors.

Kits are available in 20mm, 34 mm & 50mm trim lengths.




FIG. 1

FITTING

Most applications require that each panel be sealed half on the inside and half on the outside - see fig. 2.

Seals should be fitted with the door in the closed position.

In all cases the nose pieces should be fitted first to the outside of the door and the straight sections fitted on alternative sides of each panel (see fig. 2) with the outside piece butting up to the nose piece and the inside piece butting up to the back pickett.

BACK PICKETT

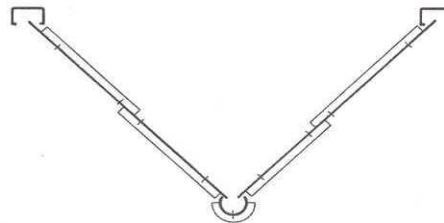


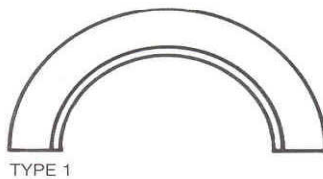
FIG. 2

The door should be opened and closed from time to time during fitting to ensure free running is maintained.

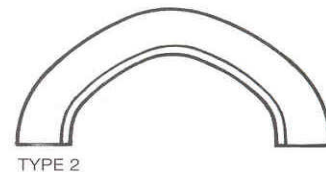
HOW TO ORDER

When ordering please state:-

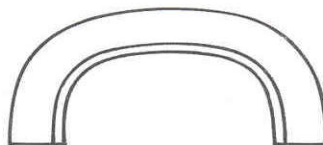
1. Make of door
2. Size of panels
3. Number of single panels
4. Depth of gap to be sealed
5. If bottom or top and bottom are to be sealed



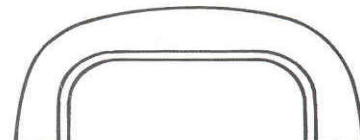
TYPE 1



TYPE 2



TYPE 3



TYPE 4